



CHANGSHA DTH DRILL CONSTRUCTION MACHINERY CO.,LTD.



WHATSAPP



WECHAT

Address: The full 13th floor, Building T2, Greenland Intercity Space Station, No. 248 Huahou Road, Yuhua District, Changsha Area, China (Hunan) Pilot Free Trade Zone

Mobile/Whatsapp/WeChat: +86 15616202223

Email: [lily@csdrill.com](mailto:lily@csdrill.com)

Website: [www.csdrill.com](http://www.csdrill.com)

Tel: +86 731 88333338

<https://dthdrill.en.alibaba.com/>

## DIAMOND CORE DRILLING RIG

CHANGSHA DTH DRILL CONSTRUCTION MACHINERY CO., LTD

The King of Drilling Rigs, Make Drilling Simple



# ABOUT CSDRILL GROUP

The King of Drilling Rigs, Make Drilling Simple



Changsha CSDRILL Group was established in June 2021 as a comprehensive service provider specializing in mining rigs and drilling tools. One of the company's founders is Professor Zhao Mingchun from Central South University, who has been recognized by Stanford University as one of the top 2% scientists in the world for three consecutive years (2022, 2023, and 2024). Under the leadership of Professor Zhao Mingchun, Changsha CSDRILL Group focuses on research in the field of "development and construction of high-performance, high-quality metal materials for extreme environments." This includes research directions such as "heat treatment processes and technologies for high-performance wear-resistant materials in mining machinery," "hydrogen embrittlement, hydrogen-induced delayed fracture, and fatigue properties of high-strength steels," and "preparation, key control processes, and microstructure and performance regulation of ultra-high-strength steels." The company maintains close scientific collaborations with renowned research institutions, including the Institute of Metal Research of the Chinese Academy of Sciences and the University of Queensland in Australia, and jointly trains master's and doctoral students, following a path of integrated industry-academia-research development.

Changsha CSDRILL Group has factories in Xiangtan, Yueyang, Yiyang, and Linyi, with its global sales office located on the entire 13th floor of Building T2 in Changsha Greenland Intercity Space Station. The company's CSDRILL brand products, including reverse circulation drills, core drills, multi-function drills (reverse circulation/core/water well), blasting drills, water well drills, tunnel drills, and drilling tools, are exported to over 80 countries and serve more than 100 mines worldwide.

The products of Changsha CSDRILL Group are suitable for various types of mines, with a focus on drilling solutions for gold, copper, bauxite, coal, and stone mines. They are widely adaptable to harsh environments such as plateaus, permafrost, and rainy regions. The company provides one-stop drilling solutions for exploration, blasting, mining, oil wells, slope protection, anchoring, tunneling, and pile foundation construction (including solar energy applications).

Changsha CSDRILL Group is committed to becoming the king of drilling rigs, making drilling simple!

Welcome to visit our factory!



# BUSINESS AND PRODUCTION

01

Our global sales headquarters is strategically located on the 13th floor of the Greenland Changsha Intercity Space Station T2 building.

02

CSDRILL Group operates state-of-the-art manufacturing facilities in Xiangtan, Yueyang, Yiyang, and Linyi.

# 潜钻集团 CSDRILL GROUP



《《 Sales Headquarters



《《 Manufacturing Factory  
(Drilling Rig)



Manufacturing Factory  
(Drilling Tools) 《《





# ENTERPRISE STRENGTH



## Top 2% Global Scientists

2022、2023 and 2024 Top 2% Global Scientists Selected by Stanford University in the United States.



## 20+Yrs Experience

20+ years of production experience of DTH drilling tools.



## One-stop Solution

water well drilling machines, coring drilling machines, reverse circulation drilling machines, tunnel drilling machines, and drilling tools.



## Key Projects in Hunan

The new factory is a key project in Hunan Province.



## 3A Credit Certification

Certifies 3A credit by People's Bank of China.



## School enterprise cooperation

Research and development team of School of Materials Science and Engineering, Central South University.





# BUSINESS SCOPE



80<sup>+</sup>

CSDRILL Group's drilling rigs and drilling tools are exported to more than 80 countries and can fully adapt to a variety of extreme climatic and geographical conditions such as permafrost, plateau altitude, and tropical rainy season.

100<sup>+</sup>

CSDRILL Group providing one-stop drilling service solutions for more than 100 gold mines, copper mines, bauxite mines and other mines.



The King of Drilling Rigs  
Make Drilling Simple



## Own Factory

20 years of experience in professional drilling rig R&D and manufacturing.



## Customized

A variety of drilling rigs can be customized, including core drilling rigs, reverse circulation drilling rigs, blasting drilling rigs, tunnel drilling rigs, water well drilling rigs, etc.



## Production Line

We have a dedicated production and processing line, which is equipped with several CNC machine tools and advanced guide rail grinders, large gantry planers, vertical machining centers, horizontal machining centers and welding robots.



## Technical Support

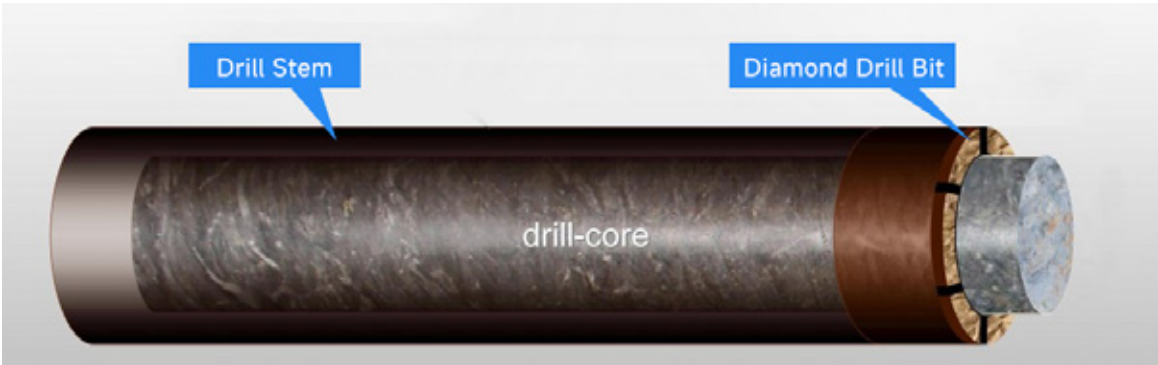
We are online 24 hours a day to provide professional drilling rig knowledge answers and any consulting services.



# 01 What is core drilling ?

The main objective with core drilling is to produce a core sample of high quality. The core sample is used to check the mineral content and or the quality of the rock or the soil.

Core drilling is a rotary cutting drilling method a ring-shaped drill bit armed with cutting tools for instance diamonds or tungsten carbide is forced against the rock surface and is rotated clockwise at a high speed a round bar a so-called core sample is cut out of the rock or out of the soil.



# 02 Application Areas

The most common areas of application for core drilling are exploration drilling definition or infill drilling in underground mines site investigation for rock mechanics purposes and site investigation for soil mechanics purposes.

In exploration drilling ,the exploration geologist examines the core sample to see if the rock mass contains any valuable mineralization.

In definition or infill drilling, the mining geologist drills in order to follow the ore boundaries and to examine the ore concentration in the mine for production planting purposes.

In rock mechanics, the rock mechanics engineer analyzes the mechanical and hydrological properties of the rock mass to determine whether it is possible to construct for instance, a tunnel in this rock mass.

In soil mechanics, the geotechnical engineer studies the core sample in order to obtain information on whether the soil layers must be reinforced and sealed to withstand the stresses of a planned construction.

# 03 Benefits of Diamond Core Drilling

Employing diamond core drilling techniques presents several notable benefits in diverse drilling applications:

**Precision:** Diamond core drilling delivers exceptionally clean and accurate holes, ensuring precise extraction of mineral or rock cores for analysis or construction purposes.

**Speed:** Due to its ability to cut through tough materials efficiently, diamond core drilling speeds up the drilling process, reducing project timelines and costs.

**Versatility:** The robustness of diamond core drill bits allows drilling through various materials, including concrete, asphalt, granite, and a variety of geological formations.

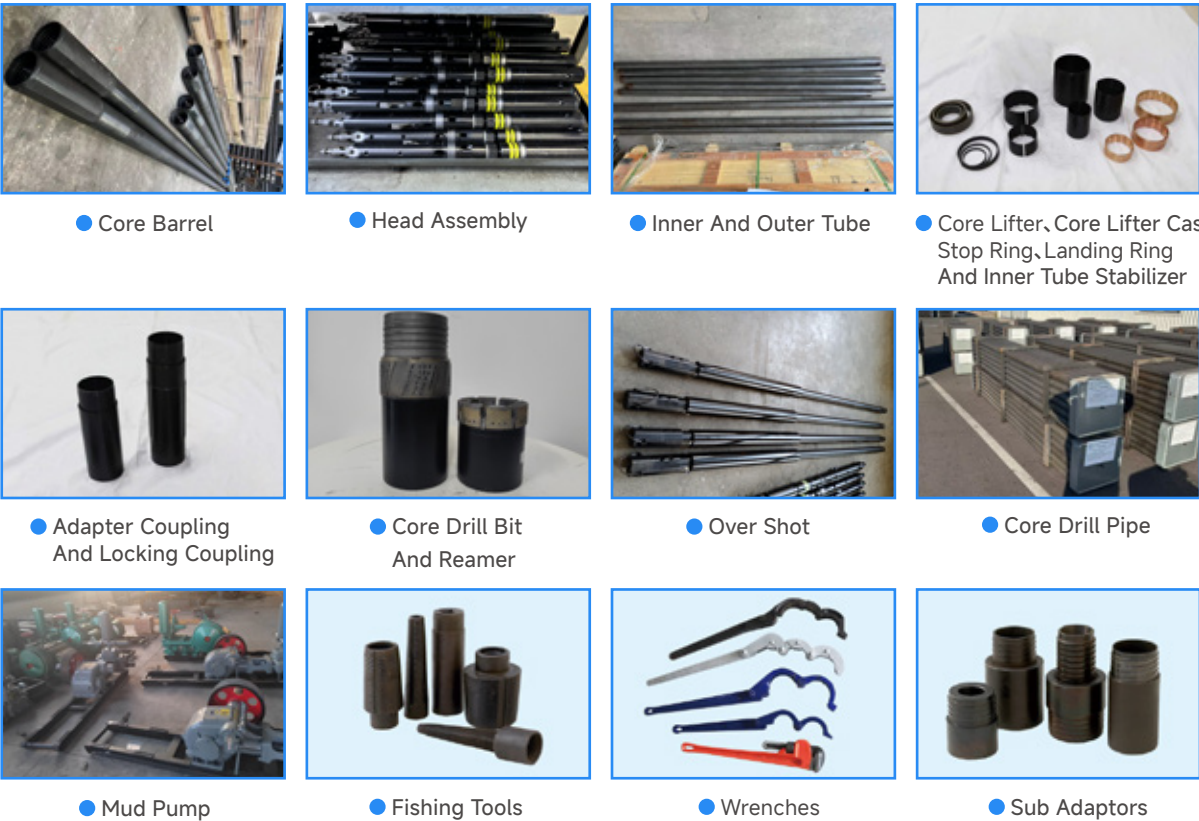
**Minimal Vibration:** Diamond core drilling generates minimal vibrations and noise, reducing potential disturbance to surrounding structures and environments.

**Structural Integrity:** The accurate, clean holes produced by diamond core drilling help maintain the structural integrity of the material being drilled.

# 04 Diamond Core Drilling Rig Accessories


## A.CSQX Series Accessories

Note: Accessories pictures are for reference only, please refer to the actual



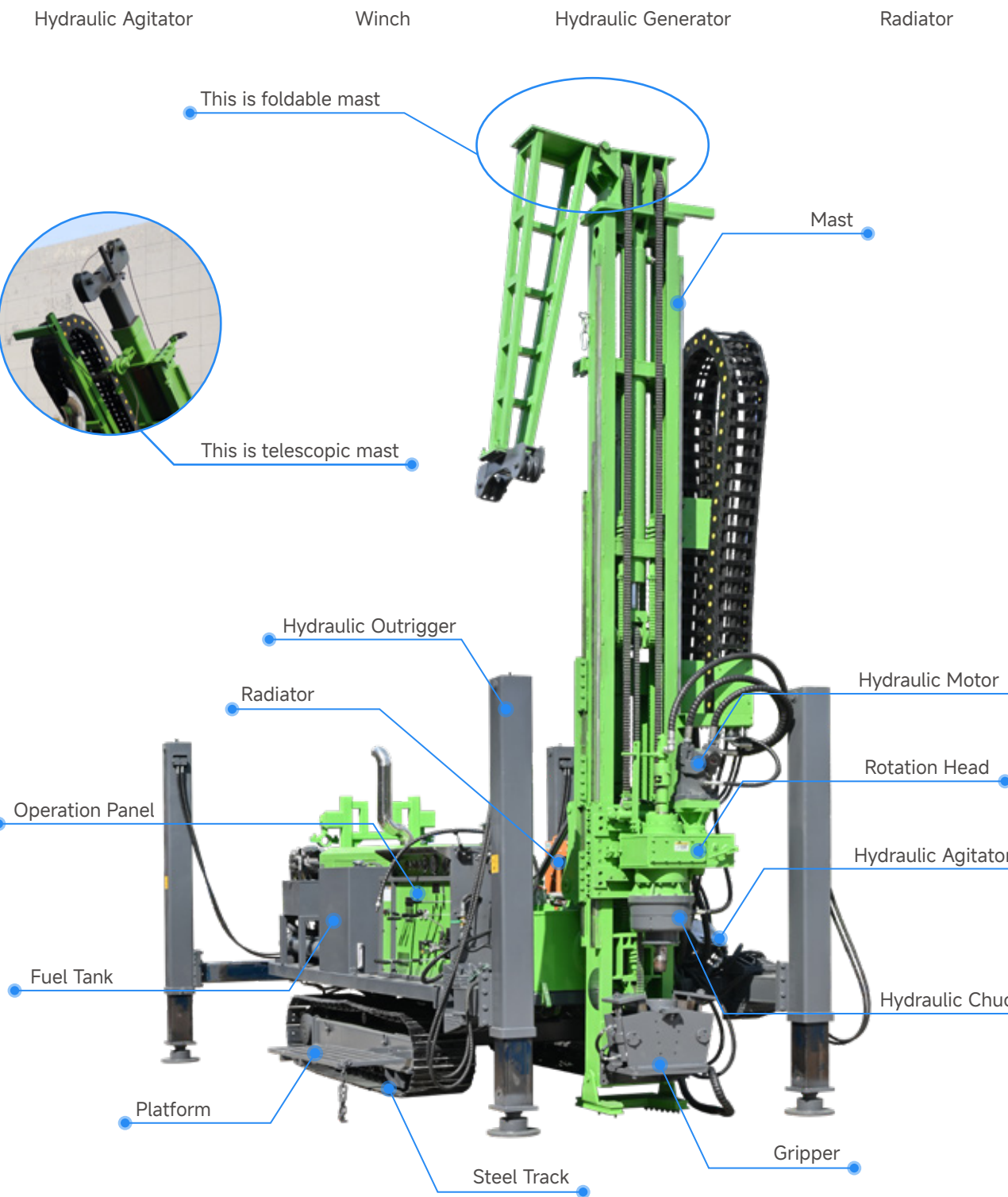

## B.CSDQ Series Accessories

Because the CSDQ series is a water well drilling equipment that integrates the functions of water drilling and air drilling. The drilling rig accessories are based on the CSQX and add the following accessories:





## 05 Diamond Core Drilling Rig Structure



## Coring Full Range Of Drilling Depth Charts

Pull right to see the full picture





# CSDQ280

Product Features:

- 1. The mechanical top drive power head is used to realize the functional integration of mud drilling and pneumatic down-the-hole hammer drilling.
- 2. Drilling can only be performed at 90°.
- 3. The drilling rig adopts a long-stroke double-speed feeding mechanism and a mechanical power head, and the power head stroke reaches 2300mm. Improve drilling efficiency and reduce the occurrence of drill blockage and drill burning accidents.
- 4. The double oil pump is used for oil supply, and the hydraulic system uses the split-flow confluence technology. A single pump is used for drilling, and a double pump is used for confluence when lifting and lowering the drill, with less power loss and short auxiliary time.
- 5. The main shaft of the drilling rig adopts mechanical transmission. The transmission efficiency is doubled, the power energy consumption is greatly reduced, and it is more efficient and energy-saving.



## Specification Parameter

Model/Item	Unit	CSDQ-280
Weight	kg	3800
Dimension (Transport)	mm	4600x1900x2540
Dimension (Working)	mm	3800x2200x5700
Drilling Angle	°	90
Drilling Depth For Water Well	m	200
Wireline Coring N Size	m	350
Borehole (Drill bit) Dia	mm	Φ 75-220
Drill Head Lifting Force	kN	100
Drill Head Feeding Force	kN	50
Rotary Speed	rpm	Forward: 33-1120    Reverse: 37-180
Max. Torque	N.m	9800
Drill Head Feed Stroke	mm	2300
Drill Pipe Dia	mm	Φ60、Φ76、Φ89 NQ/HQ/PQ
Engine Model	/	Yunnei YN27
Rated Power	kw	42
Rated Speed	rpm	2400
Walking Speed	km/h	0-2
Climbing Angle	°	25-30
Mechanical Winch Capacity	kN	30
Mud Pump	/	BW160/BW200/BW250(Optional)
Crawler Chassis	/	Rubber 350mm*56
Crawler Load	kg	5000

● Note: Photographs and illustrations, parameters are for reference only and do not represent the standard version of the equipment. The company reserves the right to make changes without prior notice.



# CSDQ350

Product Features:

- 1. The mechanical top drive power head is used to realize the functional integration of mud drilling and pneumatic down-the-hole hammer drilling.
- 2. CSDQ350 can only perform 90° drilling.
- 3. The drilling rig adopts a long-stroke double-speed feeding mechanism and a mechanical power head, and the power head stroke reaches 3500mm. Improve drilling efficiency and reduce the occurrence of drill blockage and drill burning accidents.
- 4. The double oil pump is used for oil supply, and the hydraulic system uses the split-flow confluence technology. A single pump is used for drilling, and a double pump is used for confluence when lifting and lowering the drill, with less power loss and short auxiliary time.
- 5. The main shaft of the drilling rig adopts mechanical transmission. The transmission efficiency is doubled, the power energy consumption is greatly reduced, and it is more efficient and energy-saving.



## Specification Parameter

Model/Item	Unit	CSDQ-350
Weight	kg	6000
Dimension (Transport)	mm	6300x2000x2600
Dimension (Working)	mm	3800x2400x7600
Drilling Angle	°	90
Drilling Depth For Water Well	m	350
Wireline Coring N Size	m	600
Borehole (Drill bit) Dia	mm	Φ 75-220
Drill Head Lifting Force	kN	120
Drill Head Feeding Force	kN	85
Rotary Speed	rpm	Forward: 27-901   Reverse: 48-219
Max. Torque	N.m	10500
Drill Head Feed Stroke	mm	3500
Drill Pipe Dia	mm	Φ60、Φ76、Φ89 NQ/HQ/PQ
Engine Model	/	Yunnei YNG27
Rated Power	kw	58
Rated Speed	rpm	2400
Walking Speed	km/h	0-2
Climbing Angle	°	25-30
Mechanical Winch Capacity	kN	45
Mud Pump	/	BW160/BW200/BW250(Optional)
Crawler Chassis	/	Rubber 300mm*38
Crawler Load	kg	6000

● Note: Photographs and illustrations, parameters are for reference only and do not represent the standard version of the equipment. The company reserves the right to make changes without prior notice.



# XCSDQ350

## Product Features:

1. The mechanical top drive power head is used to realize the functional integration of mud drilling and pneumatic down-the-hole hammer drilling.
2. XCSDQ350 can achieve 75-90° drilling.
3. The drilling rig adopts a long-stroke double-speed feeding mechanism and a mechanical power head, and the power head stroke reaches 3500mm. Improve drilling efficiency and reduce the occurrence of drill blockage and drill burning accidents.
4. The double oil pump is used for oil supply, and the hydraulic system uses the split-flow confluence technology. A single pump is used for drilling, and a double pump is used for confluence when lifting and lowering the drill, with less power loss and short auxiliary time.
5. The main shaft of the drilling rig adopts mechanical transmission. The transmission efficiency is doubled, the power energy consumption is greatly reduced, and it is more efficient and energy-saving.



## Specification Parameter

Model/Item	Unit	XCSDQ-350
Weight	kg	7000
Dimension (Transport)	mm	6300x2000x2600
Dimension (Working)	mm	3800x2400x7600
Drilling Angle	°	75-90
Drilling Depth For Water Well	m	350
Wireline Coring N Size	m	600
Borehole (Drill bit) Dia	mm	Φ 75-220
Drill Head Lifting Force	kN	120
Drill Head Feeding Force	kN	85
Rotary Speed	rpm	Forward: 27-901 Reverse: 48-219
Max. Torque	N.m	10500
Drill Head Feed Stroke	mm	3500
Drill Pipe Dia	mm	Φ60、Φ76、Φ89 NQ/HQ/PQ
Engine Model	/	Yunnei YN27GBZ
Rated Power	kw	65
Rated Speed	rpm	2400
Walking Speed	km/h	0-2
Climbing Angle	°	25-30
Mechanical Winch Capacity	kN	45
Mud Pump	/	BW160/BW200/BW250(Optional)
Crawler Chassis	/	Rubber 400mm*40
Crawler Load	kg	8000

● Note: Photographs and illustrations, parameters are for reference only and do not represent the standard version of the equipment. The company reserves the right to make changes without prior notice.



# CSDQ5

## Product Features:

1. The mechanical top drive power head is used to realize the functional integration of mud drilling and pneumatic down-the-hole hammer drilling.
2. CSDQ5 can only perform 90° drilling.
3. The drilling rig adopts a long-stroke double-speed feed mechanism and a mechanical power head, and the power head stroke reaches 3500mm. Improve drilling efficiency and reduce the occurrence of drill blockage and drill burning accidents.
4. The double oil pump is used for oil supply, and the hydraulic system uses split-flow confluence technology. A single pump is used for drilling, and a double pump is used for confluence when lifting and lowering the drill, with less power loss and short auxiliary time.
5. The main shaft of the drilling rig adopts mechanical transmission. The transmission efficiency is doubled, the power energy consumption is greatly reduced, and it is more efficient and energy-saving.



## Specification Parameter

Model/Item	Unit	CSDQ-5
Weight	kg	11000
Dimension (Transport)	mm	6300x2000x2650
Dimension (Working)	mm	3800x3250x8500
Drilling Angle	°	90
Drilling Depth For Water Well	m	500
Wireline Coring N Size	m	800
Borehole (Drill bit) Dia	mm	Φ 75-220
Drill Head Lifting Force	kN	240
Drill Head Feeding Force	kN	180
Rotary Speed	rpm	Forward: 43-1080    Reverse: 47-144
Max. Torque	N.m	12000
Drill Head Feed Stroke	mm	3500
Drill Pipe Dia	mm	Φ60、Φ76、Φ89, 102 NQ/HQ/PQ
Engine Model	/	Yunnei YN48GBZ
Rated Power	kw	92
Rated Speed	rpm	2400
Walking Speed	km/h	0-2
Climbing Angle	°	20
Mechanical Winch Capacity	kN	80
Mud Pump	/	BW160/BW200/BW250(Optional)
Crawler Chassis	/	Steel 400mm*43
Crawler Load	kg	12000

● Note: Photographs and illustrations, parameters are for reference only and do not represent the standard version of the equipment. The company reserves the right to make changes without prior notice.



# XCSDQ5

Product Features:

- 1. The mechanical top drive power head is used to realize the functional integration of mud drilling and pneumatic down-the-hole hammer drilling.
- 2. XCSDQ can achieve 75-90° drilling.
- 3. The drilling rig adopts a long-stroke double-speed feeding mechanism and a mechanical power head, and the power head stroke reaches 3500mm. Improve drilling efficiency and reduce the occurrence of drill blockage and drill burning accidents.
- 4. The double oil pump is used for oil supply, and the hydraulic system uses the split-flow confluence technology. A single pump is used for drilling, and a double pump is used for confluence when lifting and lowering the drill, with less power loss and short auxiliary time.
- 5. The main shaft of the drilling rig adopts mechanical transmission. The transmission efficiency is doubled, the power energy consumption is greatly reduced, and it is more efficient and energy-saving.



## Specification Parameter

Model/Item	Unit	XCSDQ-5
Weight	kg	12000
Dimension (Transport)	mm	6300x2000x2800
Dimension (Working)	mm	4200x3600x8800
Drilling Angle	°	75-90
Drilling Depth For Water Well	m	500
Wireline Coring N Size	m	800
Borehole (Drill bit) Dia	mm	Φ 75-220
Drill Head Lifting Force	kN	240
Drill Head Feeding Force	kN	180
Rotary Speed	rpm	Forward: 43-1080    Reverse: 47-144
Max. Torque	N.m	12000
Drill Head Feed Stroke	mm	3500
Drill Pipe Dia	mm	Φ60、Φ76、Φ89, 102 NQ/HQ/PQ
Engine Model	/	Yunnei YN48GBZ
Rated Power	kw	92
Rated Speed	rpm	2400
Walking Speed	km/h	0-2
Climbing Angle	°	20
Mechanical Winch Capacity	kN	80
Mud Pump	/	BW160/BW200/BW250(Optional)
Crawler Chassis	/	Steel 400mm*43
Crawler Load	kg	12000

● Note: Photographs and illustrations, parameters are for reference only and do not represent the standard version of the equipment. The company reserves the right to make changes without prior notice.



# CSY600Q

Product Features:

- 1. The drilling rig adopts a high-performance turbocharged engine, equipped with two axial piston pumps and a gear pump hydraulic drive.
- 2. The advanced constant power output and load-sensitive control system accurately controls the system pressure and can fully cope with complex formations.
- 3. The drilling rig adopts water cooling to ensure the smooth operation of the machine.
- 4. The power adopts a single gear pump + high-pressure piston motor, with a maximum torque of 1200N.m and a maximum speed of 1100rpm, and the drilling is stable and reliable.
- 5. The power head is equipped with a lateral translation mechanism to facilitate the lifting and placement of drilling tools.



## Specification Parameter

Model/Item	Unit	CSY600Q
Weight	kg	1500
Dimension (Transport)	mm	2500x2000x1600
Dimension (Working)	mm	2600x2500x5800
Drilling Angle	°	45-90
Drilling Depth BTW	m	800
Drilling Depth NTW	m	600
Drilling Depth HTW	m	400
Drill Head Lifting Force	kN	150
Drill Head Feeding Force	kN	75
Rotary Speed	rpm	0-1100
Max. Torque	N.m	1200
Drill Head Feed Stroke	mm	1800
Hydraulic Pumps	/	Main pump 45ml/r.31.5MPa*2 Auxiliary pump 50ml/r.20MPa*2
Hydraulic Cooling System	/	Water Cooling
Power Unit	/	58kW/2400rpm*2
Hydraulic Winch Capacity	m	600
Mechanical Winch Capacity	kN	15
Winch Lifting Speed	m/min	110
Mud Pump	/	BW100/BW160(Optional)
Crawler Chassis(Optional)	/	Rubber 350mm*56(Optional)
Crawler Load	kg	5000(Optional)

● Note: Photographs and illustrations, parameters are for reference only and do not represent the standard version of the equipment. The company reserves the right to make changes without prior notice.






# CSY800Q

**Product Features:**

- 1. The drilling rig adopts a high-performance turbocharged engine, equipped with three axial piston pumps and gear pump hydraulic drive.
- 2. The advanced constant power output and load-sensitive control system accurately controls the system pressure and can fully cope with complex formations.
- 3. The drilling rig adopts water cooling to ensure the smooth operation of the machine.
- 4. The power adopts a single gear pump + high-pressure piston motor, with a maximum torque of 1400N.m and a maximum speed of 1100rpm, and the drilling is stable and reliable.
- 5. The power head is equipped with a lateral translation mechanism to facilitate the lifting and placement of drilling tools.



## Specification Parameter

Model/Item	Unit	CSY800Q
Weight	kg	1900
Dimension (Transport)	mm	2600x2000x1600
Dimension (Working)	mm	2700x2500x5800
Drilling Angle	°	45-90
Drilling Depth BTW	m	1000
Drilling Depth NTW	m	800
Drilling Depth HTW	m	600
Drill Head Lifting Force	kN	220
Drill Head Feeding Force	kN	110
Rotary Speed	rpm	0-1100
Max. Torque	N.m	1400
Drill Head Feed Stroke	mm	1800
Hydraulic Pumps	/	Main pump 45ml/r.31.5MPa*3 Auxiliary pump 50ml/r.20MPa*3
Hydraulic Cooling System	/	Water Cooling
Power Unit	/	58kW/2400rpm*3
Hydraulic Winch Capacity	m	800
Mechanical Winch Capacity	kN	15
Winch Lifting Speed	m/min	110
Mud Pump	/	BW100/BW160(Optional)
Crawler Chassis(Optional)	/	Rubber 350mm*56(Optional)
Crawler Load	kg	5000(Optional)

● Note: Photographs and illustrations, parameters are for reference only and do not represent the standard version of the equipment. The company reserves the right to make changes without prior notice.



# CSQX400

Product Features:

- 1. The drilling rig uses a Yuchai 75kw engine with high pressure and strong power output.
- 2. The drilling range is 45-90°, which meets the requirements of straight and inclined hole drilling.
- 3. The drilling rig adopts an electro-hydraulic central control system, which centrally realizes all power operations and drilling operations on the operator's console, and comprehensively monitors the status of the entire machine, which is convenient for operators to diagnose faults.
- 4. The power head adopts the industry's advanced manufacturing process, which is suitable for high-torque, high-speed and high-speed drilling operations. It has strong power while ensuring a compact structure.
- 5. The clamp has automatic pressure maintenance and clamping functions, and can be used in conjunction with the chuck-type power head to achieve synchronous control, rapid response, safety and reliability.



## Specification Parameter

Model/Item	Unit	CSQX-400
Weight	kg	5300
Dimension (Transport)	mm	5700x1800x2170
Dimension (Working)	mm	3850x1800x7000
Drilling Angle	°	45-90
Drilling Depth BTW	m	480
Drilling Depth NTW	m	400
Drilling Depth HTW	m	200
Drill Head Lifting Force	T	16
Drill Head Feeding Force	T	8
Maximum Speed	rpm	1400
Max. Torque	N.m	1200
Drill Head Feed Stroke	mm	2000
Drill Mast Compensation Stroke	mm	900
Rated Power/Speed	/	75kw/2200rpm
Hydraulic Cooling System	/	Water Cooling
Engine	/	Yuchai
Hydraulic Winch Capacity	m	500
Mechanical Winch Capacity	kN	15
Winch Lifting Speed	m/min	110
Wire Rope Diameter	mm	6
Mud Pump	/	BW90
Crawler Climbing Angle	°	30
Crawler Walking Speed	km/h	2.5

● Note: Photographs and illustrations, parameters are for reference only and do not represent the standard version of the equipment. The company reserves the right to make changes without prior notice.



# CSQX600 (CAN BE MADE INTO GASOLINE-ELECTRIC HYBRID)

Product Features:

- 1. The drilling rig uses a Yuchai four-cylinder 91kw engine, an axial piston pump and a triple gear pump fully hydraulically driven, with high system pressure and strong power output.
- 2. The mast is raised and lowered by a cylinder, and can slide as a whole to drill holes within a range of 45-90°.
- 3. The drilling rig uses water cooling to ensure the normal operation of the drilling rig.
- 4. The power head adopts a mechanical two-speed stepless speed regulation, low-speed torque multiplication, and stable and reliable drilling. The power head is equipped with a lateral translation mechanism for easy lifting and placing of drilling tools.
- 5. Equipped with wireless remote control crawler, it is suitable for a variety of terrains, and the movement of the drilling rig can be controlled within a safe distance to prevent sudden dangers.



## Specification Parameter

Model/Item	Unit	CSQX-600
Weight	kg	4500
Dimension (Transport)	mm	4500x1900x2650
Dimension (Working)	mm	4500x2500x6100
Drilling Angle	°	45-90
Drilling Depth BTW	m	650
Drilling Depth NTW	m	600
Drilling Depth HTW	m	400
Drill Head Lifting Force	kN	240
Drill Head Feeding Force	kN	120
Rotary Speed	rpm	0-1100
Max. Torque	N.m	1400
Drill Head Feed Stroke	mm	1800
Drill Mast Slide Stroke	mm	800
Hydraulic Pumps	/	Main pump 95ml/r.32MPa Auxiliary pump 80ml/r.25MPa
Hydraulic Cooling System	/	Water Cooling
Power Unit	/	Yuchai 4-cylinder engine 91kw/2200rpm
Hydraulic Winch Capacity	m	600
Mechanical Winch Capacity	kN	15
Winch Lifting Speed	m/min	110
Mud Pump	/	BW100/BW160(Optional)
Crawler Chassis	/	Rubber/6t Steel 300mm(Optional)
Crawler Climbing Angle	°	25
Crawler Walking Speed	km/h	2-3

● Note: Photographs and illustrations, parameters are for reference only and do not represent the standard version of the equipment. The company reserves the right to make changes without prior notice.



# CSQX800

Product Features:

- 1. The drilling rig uses a Yuchai six-cylinder 92kw engine, an axial piston pump and a triple gear pump fully hydraulically driven, with high system pressure and strong power output.
- 2. The mast is raised and lowered by a cylinder, can slide as a whole, and drill holes within a range of 45-90°.
- 3. The drilling rig uses two cooling methods, air cooling and water cooling, to ensure that the drilling rig can work continuously under high temperature outdoor climate conditions.
- 4. The power head adopts mechanical two-speed stepless speed regulation, low-speed torque multiplication, and stable and reliable drilling. The power head is equipped with a lateral translation mechanism for easy lifting and placing of drilling tools.
- 5. Equipped with wireless remote control crawler, it is suitable for a variety of terrains, and the movement of the drilling rig can be controlled within a safe distance to prevent sudden dangers.



## Specification Parameter

Model/Item	Unit	CSQX800
Weight	kg	6500
Dimension (Transport)	mm	4400x2200x2800
Dimension (Working)	mm	4000x2700x6500
Drilling Angle	°	45-90
Drilling Depth BTW	m	1000
Drilling Depth NTW	m	800
Drilling Depth HTW	m	600
Drill Head Lifting Force	kN	300
Drill Head Feeding Force	kN	150
Rotary Speed	rpm	0-1100
Max. Torque	N.m	1800
Drill Head Feed Stroke	mm	1800
Drill Mast Slide Stroke	mm	1200
Hydraulic Pumps	/	Main pump 95m1/r.32MPa Auxiliary pump 80ml/r.25MPa
Hydraulic Cooling System	/	Water cooling+Air cooling
Power Unit	/	Yuchai 6-cylinder engine 92kw/2200rpm
Hydraulic Winch Capacity	m	800
Mechanical Winch Capacity	kN	20
Winch Lifting Speed	m/min	110
Mud Pump	/	BW100/BW160(Optional)
Crawler Chassis	/	6t steel 300mm/8t steel 400mm (Optional)
Crawler Climbing Angle	°	25
Crawler Walking Speed	km/h	2-3

● Note: Photographs and illustrations, parameters are for reference only and do not represent the standard version of the equipment. The company reserves the right to make changes without prior notice.





# CSQX1000A/B (CAN BE MADE INTO GASOLINE-ELECTRIC HYBRID)

## Product Features:

1. The drilling rig uses Weichai 129Kw engine, which has high pressure and strong power output.
2. The drilling rig 1000A uses a telescopic mast, and the 1000B uses a folding mast. It can drill holes in the range of 45-90°.
3. The drilling rig uses two cooling methods, air cooling and water cooling, to ensure that the drilling rig can work continuously under high temperature outdoor climate conditions.
4. The power head adopts mechanical two-speed stepless speed regulation, low-speed torque multiplication, and stable and reliable drilling. The power head is equipped with a lateral translation mechanism for easy lifting and placing of drilling tools.
5. Equipped with wireless remote control crawler, it is suitable for various terrains, and the movement of the drilling rig can be controlled within a safe distance to prevent sudden dangers.



## Specification Parameter

Model/Item	Unit	CSQX-1000A	CSQX-1000B
Weight	kg	7000	8000
Dimension (Transport)	mm	4700x2100x2600	5600x2100x2600
Dimension (Working)	mm	4200x2650x6500	4200x2650x8100
Drilling Angle	°	45-90	
Drilling Depth BTW	m	1200	
Drilling Depth NTW	m	1000	
Drilling Depth HTW	m	800	
Drill Head Lifting Force	kN	360	
Drill Head Feeding Force	kN	180	
Rotary Speed	rpm	0-1100	
Max. Torque	N.m	2400	
Drill Head Feed Stroke	mm	1800	3500
Drill Mast Slide Stroke	mm	1200	
Hydraulic Pumps	/	Main pump 115ml/r.32MPa Auxiliary pump 96ml/r.25MPa	
Hydraulic Cooling System	/	Water cooling+Air cooling	
Power Unit	/	Weichai 6-cylinder engine 129kw/2200rpm	
Hydraulic Winch Capacity	m	1000	
Mechanical Winch Capacity	kN	24	
Winch Lifting Speed	m/min	110	
Mud Pump	/	BW100/BW160(Optional)	
Crawler Chassis	/	8t steel 400mm*40	
Crawler Climbing Angle	°	25	
Crawler Walking Speed	km/h	2-3	

● Note: Photographs and illustrations, parameters are for reference only and do not represent the standard version of the equipment. The company reserves the right to make changes without prior notice.



# CSQX1000C

## Product Features:

1. The drilling rig uses Weichai 129Kw engine, which has high pressure and strong power output.
2. The tower adopts a five-link design, which makes drilling more stable and more accurate.
3. The drilling rig adopts two cooling methods, air cooling and water cooling, to ensure that the drilling rig can work continuously under high temperature outdoor climate conditions.
4. The power head adopts mechanical two-speed stepless speed regulation, low-speed torque multiplication, and stable and reliable drilling. The power head is equipped with a lateral translation mechanism for easy lifting and placing of drilling tools.
5. The mast adopts a cylinder for lifting and lowering, which can slide as a whole and drill holes within the range of 45-90°.
6. Equipped with wireless remote control crawler, it is suitable for various terrains, and the movement of the drilling rig can be controlled within a safe distance to prevent sudden dangers.



## Specification Parameter

Model/Item	Unit	CSQX-1000C
Weight	kg	9000
Dimension (Transport)	mm	5500x2100x2600
Dimension (Working)	mm	4600x2650x8000
Drilling Angle	°	45-90
Drilling Depth BTW	m	1200
Drilling Depth NTW	m	1000
Drilling Depth HTW	m	800
Drill Head Lifting Force	kN	360
Drill Head Feeding Force	kN	180
Rotary Speed	rpm	0-1100
Max. Torque	N.m	2600
Drill Head Feed Stroke	mm	3500
Drill Mast Slide Stroke	mm	1200
Hydraulic Pumps	/	Main pump 115m1/r.32MPa Auxiliary pump 96ml/r.25MPa
Hydraulic Cooling System	/	Water cooling+Air cooling
Power Unit	/	Weichai 6-cylinder engine 129kw/2200rpm
Hydraulic Winch Capacity	m	1000
Mechanical Winch Capacity	kN	24
Winch Lifting Speed	m/min	110
Mud Pump	/	BW160/BW250(Optional)
Crawler Chassis	/	10t steel 400mm*43
Crawler Climbing Angle	°	25
Crawler Walking Speed	km/h	2-3

● Note: Photographs and illustrations, parameters are for reference only and do not represent the standard version of the equipment. The company reserves the right to make changes without prior notice.



# CSQX1200

**Product Features:**

- 1. The drilling rig uses Weichai 140Kw engine, which has high pressure and strong power output.
- 2. The drilling rig adopts two cooling methods, air cooling and water cooling, to ensure that the drilling rig can work continuously under high temperature outdoor climate conditions.
- 3. The power head adopts mechanical two-speed stepless speed regulation, low-speed torque multiplication, and stable and reliable drilling. The power head is equipped with a lateral translation mechanism for easy lifting and lowering of drilling tools.
- 4. The mast adopts oil cylinder lifting and lowering, which can slide as a whole and drill holes within the range of 45-90°.
- 5. Equipped with wireless remote control crawler, it is suitable for various terrains, and the movement of the drilling rig can be controlled within a safe distance to prevent sudden danger.



## Specification Parameter

Model/Item	Unit	CSQX-1200
Weight	kg	10000
Dimension (Transport)	mm	5600x2100x2800
Dimension (Working)	mm	4600x2650x8000
Drilling Angle	°	45-90
Drilling Depth BTW	m	1400
Drilling Depth NTW	m	1200
Drilling Depth HTW	m	1000
Drill Head Lifting Force	kN	400
Drill Head Feeding Force	kN	200
Rotary Speed	rpm	0-1100
Max. Torque	N.m	3000
Drill Head Feed Stroke	mm	3500
Drill Mast Slide Stroke	mm	1200
Hydraulic Pumps	/	Main pump 145m1/r.32MPa Auxiliary pump 96ml/r.25MPa
Hydraulic Cooling System	/	Water cooling+Air cooling
Power Unit	/	Weichai 6-cylinder engine 140kw/2000rpm
Hydraulic Winch Capacity	m	1200
Mechanical Winch Capacity	kN	30
Winch Lifting Speed	m/min	110
Mud Pump	/	BW160/BW250(Optional)
Crawler Chassis	/	10t steel 400mm*43
Crawler Climbing Angle	°	25
Crawler Walking Speed	km/h	2-3

● Note: Photographs and illustrations, parameters are for reference only and do not represent the standard version of the equipment. The company reserves the right to make changes without prior notice.



# CSQX1600 (CAN BE MADE INTO GASOLINE-ELECTRIC HYBRID)

## Product Features:

1. The drilling rig uses Weichai 140Kw engine, which is powerful and has a fast coring speed.
2. The drilling rig uses air cooling and water cooling to ensure that the drilling rig can work continuously under high temperature outdoor climate conditions.
3. The power head adopts mechanical two-speed stepless speed regulation, low-speed torque multiplication, and stable and reliable drilling. The power head is equipped with a lateral translation mechanism for easy lifting and lowering of drilling tools.
4. The mast adopts a cylinder for lifting and lowering, which can slide as a whole and drill holes within the range of 45-90°.
5. It is equipped with a wireless remote control crawler, which is suitable for various terrains, and can control the movement of the drilling rig within a safe distance to prevent sudden dangers.



## Specification Parameter

Model/Item	Unit	CSQX-1600
Weight	kg	10000
Dimension (Transport)	mm	5900x2100x2400
Dimension (Working)	mm	5900x2650x8100
Drilling Angle	°	45-90
Drilling Depth BTW	m	1800
Drilling Depth NTW	m	1600
Drilling Depth HTW	m	1400
Drill Head Lifting Force	kN	460
Drill Head Feeding Force	kN	230
Rotary Speed	rpm	0-1100
Max. Torque	N.m	4000
Drill Head Feed Stroke	mm	3500
Drill Mast Slide Stroke	mm	1200
Hydraulic Pumps	/	Main pump 145m1/r.32MPa Auxiliary pump 96ml/r.25MPa
Hydraulic Cooling System	/	Water cooling+Air cooling
Power Unit	/	Weichai 6-cylinder engine 140kw/2000rpm
Hydraulic Winch Capacity	m	1600
Mechanical Winch Capacity	kN	30
Winch Lifting Speed	m/min	110
Mud Pump	/	BW250
Crawler Chassis	/	10t steel 400mm*43
Crawler Climbing Angle	°	25
Crawler Walking Speed	km/h	2-3

● Note: Photographs and illustrations, parameters are for reference only and do not represent the standard version of the equipment. The company reserves the right to make changes without prior notice.



# CSQX2000

Product Features:

- 1. The drilling rig uses Weichai 178Kw engine, which is powerful and has a fast coring speed.
- 2. The drilling rig uses air cooling and water cooling to ensure that the drilling rig can work continuously under high temperature outdoor climate conditions.
- 3. The power head adopts mechanical two-speed stepless speed regulation, low-speed torque multiplication, and stable and reliable drilling. The power head is equipped with a lateral translation mechanism for easy lifting and lowering of drilling tools.
- 4. The mast adopts a cylinder for lifting and lowering, which can slide as a whole and drill holes within the range of 45-90°.
- 5. It is equipped with a wireless remote control crawler, which is suitable for various terrains, and can control the movement of the drilling rig within a safe distance to prevent sudden dangers.



## Specification Parameter

Model/Item	Unit	CSQX-2000
Weight	kg	12000
Dimension (Transport)	mm	6100x2200x2500
Dimension (Working)	mm	5300x3600x8100
Drilling Angle	°	45-90
Drilling Depth BTW	m	2200
Drilling Depth NTW	m	2000
Drilling Depth HTW	m	1800
Drill Head Lifting Force	kN	600
Drill Head Feeding Force	kN	300
Rotary Speed	rpm	0-1100
Max. Torque	N.m	5000
Drill Head Feed Stroke	mm	3500
Drill Mast Slide Stroke	mm	1200
Hydraulic Pumps	/	Main pump 190m1/r.32MPa Auxiliary pump 80ml/r.25MPa
Hydraulic Cooling System	/	Water cooling+Air cooling
Power Unit	/	Weichai 6-cylinder engine 178kw/2200rpm
Hydraulic Winch Capacity	m	2000
Mechanical Winch Capacity	kN	45
Winch Lifting Speed	m/min	110
Mud Pump	/	BW250
Crawler Chassis	/	13t steel 400mm*46
Crawler Climbing Angle	°	25
Crawler Walking Speed	km/h	2-3

● Note: Photographs and illustrations, parameters are for reference only and do not represent the standard version of the equipment. The company reserves the right to make changes without prior notice.



# MULTIFUNCTIONAL—CSMF500

Product Features:

- 1. The drilling rig has two uses: everse circulation drilling rig, and diamond core drilling rig.
- 2. Low failure rate, small size, and high torque. The rotation speed can be adjusted according to different working conditions to effectively improve the impactor penetration efficiency.
- 3. The hydraulic system is equipped with an independent hydraulic oil radiator to ensure that the drilling rig can work continuously under high temperature outdoor climate conditions.
- 4. The reliable and efficient air prefilter system effectively filters out dust in the intake air, is easy to clean and maintain, effectively reduces engine wear, extends service life, and improves work efficiency, making it suitable for harsh working conditions.



## Specification Parameter

Model/Item	Unit	CSMF-500
Weight	kg	10500
Dimension	mm	6300x2200x2400
Drilling Depth BTW	m	1800
Drilling Depth NTW	m	1500
Drilling Depth HTW	m	1000
Drilling Depth PQ	m	500
Power Head Stroke	m	3.6
Total Mast Height	m	9
Maximum Lifting Force	T	20
Maximum Feed Force	T	6.5
Drilling Angle	°	45-90
Lifting Force	KN	100
Winch Rope Capacity	m	30
Maximum Rope Winding Speed	m/min	30
Power Unit	/	Dongfeng Cummins 264kw
First Gear Rotational Speed and Torque	/	1300rpm/700Nm
Second Gear Rotational Speed and Torque	/	560rpm/1700Nm
Third Gear Rotational Speed and Torque	/	150rpm/6000Nm
Mud Pump	/	BW320
Cooling Method	/	Air Cooling
Battery	/	The Elephant God 12V-100A*2
Crawler Climbing Angle	°	20
Crawler Walking Speed	km/h	2.5

● Note: Photographs and illustrations, parameters are for reference only and do not represent the standard version of the equipment. The company reserves the right to make changes without prior notice.




# MULTIFUNCTIONAL—CSMF600

## Product Features:

1. The drilling rig has three uses: water well, reverse circulation, and coring.
2. Low failure rate, small size, and high torque. The rotation speed can be adjusted according to different working conditions to effectively improve the impactor penetration efficiency.
3. The hydraulic system is equipped with an independent hydraulic oil radiator to ensure that the drilling rig can work continuously under high temperature outdoor climate conditions.
4. The reliable and efficient air pre-filter system effectively filters out dust in the intake air, is easy to clean and maintain, effectively reduces engine wear, extends service life, and improves work efficiency, making it suitable for harsh working conditions.



## Used As Reverse Circulation Drilling Rig



**NOTE:** When CSMF600 is used as Reverse circulation drilling rig and water well drilling rig, The power head is as shown in the figure.

## Specification Parameter

Model/Item	Unit	CSMF-600 (RC drilling rig)
Weight	kg	12000
Dimension (Transport)	mm	6300x2100x2500
Dimension (Working)	mm	4500x3000x6800
Drilling Depth	m	500
The Hole Diameter	mm	105-400
Drill Pipe Diameter	/	Φ89 Φ102 Φ114
Drill Head Lift Force	kN	300
Drill Head Feed Force	kN	150
Rotary Speed	rpm	40-160
Max. Torque	N.m	12000
Drill Head Feed Stroke	mm	3300
Drill Mast Slide Stroke	mm	1000
Hydraulic Pumps	/	160ml/r. 16MPa
Hydraulic Cooling System	/	Water Cooling
Mechanical Winch Capacity	kN	20
Power Unit	/	Cummins 6-cylinder engine 132kw/2400
Air Pressure	MPa	1.7-3. 5
Air Consumption	m³/min	17-42
Equipped with Hammer	/	Medium and High pressure series
Mud Pump	/	BW160/BW250(optional)
Crawler Climbing Angle	°	25
Crawler Walking Speed	km/h	2-3

● Note: Photographs and illustrations, parameters are for reference only and do not represent the standard version of the equipment. The company reserves the right to make changes without prior notice.



Used As Water Well Drilling Rig



**NOTE:** When CSMF600 is used as Reverse circulation drilling rig and water well drilling rig , The power head is as shown in the figure.

Specification Parameter

Model/Item	Unit	CSMF-600 (Water well drilling rig)
Weight	T	9.2
Dimensions (Transport)	mm	4700x2100x2500
Dimensions (Working)	mm	4000x2900x6800
Drilling Depth	m	600
Drilling Diameter	mm	140-400
Drill Pipe Diameter	mm	Φ76 Φ89 Φ102 Φ114
Drill Head Lift Force	kN	300
Drill Head Feed Force	kN	150
Rotary Speed	rpm	40-160
Max. Torque	N.m	12000
Drill Head Feed Stroke	mm	6600
Rapid Rise Speed	m/min	20
Fast Feeding Speed	m/min	40
Hydraulic Cooling System	/	Air Cooling
Mechanical Winch Capacity	kN	20
Power Unit	/	Weichai 129kW/2200
Air Pressure	Mpa	1.7-3. 5
Air Consumption	m³/min	17-42
Equipped with Hammer	/	Medium and High pressure series
Mud Pump		BW160/BW250(Optional)
Crawler Climbing Angle	°	25
Crawler Walking Speed	km/h	2-3

Note: Photographs and illustrations, parameters are for reference only and do not represent the standard version of the equipment. The company reserves the right to make changes without prior notice.

Used As Diamond Core Drilling Rig



**NOTE:** When CSMF600 is used as diamond core drilling rig, the power head needs to be replaced with a 1600 Rotation head(As shown in the figure above).

Specification Parameter

Model/Item	Unit	CSMF-600 (Diamond core drilling rig)
BTW	m	1800
NTW	m	1600
HTW	m	1400
Dimension (Transport)	mm	5900x2100x2400
Dimension (Working)	mm	5900x2650x8100
Driling Angle	°	45-90
Drill Head Lift Force	kN	460
Drill Head Feed Force	kN	230
Rotary Speed	rpm	0-1100
Max. Torque	N.m	4000
Drill Head Feed Stroke	mm	3500
Drill Mast Slide Stroke	mm	1200
Hydraulic Pumps	kN	Primary pump 145m1/r, 32 Auxiliary pump 96m1/r, 25
Hydraulic Cooling System	/	Water cooling+Air cooling
Power Unit	/	Weichai 6-cylinder engine 140kW/2000
Hydraulic Winch Capacity	m	1600
Mechanical Winch Capacity	kN	30
Winch Lifting Speed	m/min	110
Mud Pump	/	BW250
Crawler	/	10T Steel 400mm*43
Crawler Climbing Angle	°	25
Crawler Walking Speed	km/h	2-3
Weight	kg	10000

● Note: Photographs and illustrations, parameters are for reference only and do not represent the standard version of the equipment. The company reserves the right to make changes without prior notice.



# APPLICATION CASES

The King of Drilling Rigs, Make Drilling Simple

